

Designed for simplicity



CHI SIAMO

La luce... così essenziale per la vita!

Dall'alba dei tempi, la luce è stata sinonimo di energia, benessere, sicurezza e conoscenza. La luce artificiale è diventata una parte importante delle nostre interazioni sociali e della nostra vita quotidiana.

Il piacere di uno spazio interno è in gran parte determinato dall'illuminazione.

CARDI ha sviluppato la sua esperienza in questo campo per oltre 40 anni.

Per dare vita alle vostre idee, con l'aiuto di consulenti e designer, CARDI ha creato "LIT by CARDI", un marchio di illuminazione che offre ai professionisti soluzioni di illuminazione semplici ed efficaci.

Progettato da professionisti e convalidato da installatori e dai clienti più fedeli, LIT by CARDI combina performance, affidabilità, facilità di installazione e longevità.

Tutti gli apparecchi LIT by CARDI sono garantiti 5 anni e hanno una durata media di vita di 50.000h. Le lampade sono garantite 2 anni e vendute in confezioni da 5 pezzi per facilitare la gestione in loco.

LIT by CARDI è anche un marchio ecologico; i prodotti infatti sono realizzati esclusivamente con tecnologia a LED. Inoltre lo spirito ecologico è posto anche sugli imballaggi per ridurre al minimo il loro impatto ambientale. I packaging sono riciclabili, pretagliati per una facile apertura, con poca plastica e con una stampa intelligente.

Designed for simplicity

Lit by Cardì

Indice



04-05 Pannelli LED

06-09 Reglette LED

10-12 Plafoniere stagne LED

13-14 Riflettori industriali LED

15 Faretto/Proiettore LED

16-17 Tubi LED

17-28 Lampade LED





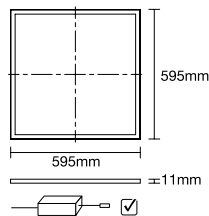
PANNELLO



SIDE LED UGR<19 600x600 NON DIMMERABILE

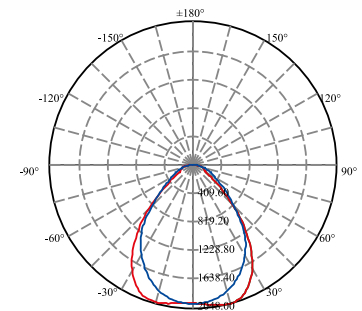
Pannello con corpo in lamiera di acciaio e cornice in alluminio con schermo in PMMA. Prodotto non dimmerabile con garanzia di 5 anni. La sua efficienza luminosa e il suo UGR<19 lo rendono un dispositivo ideale per le applicazioni sul posto di lavoro o per le attività commerciali.

Applicazioni: uffici, open space, negozi e scuole.



SIDE LED 3700lm

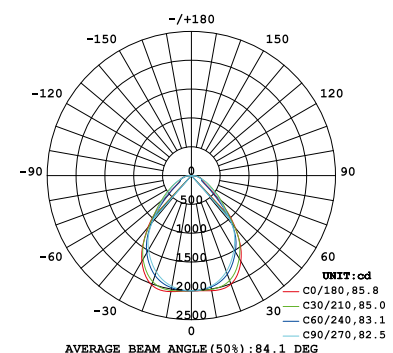
3000K
34W
50000H
UGR <19
CRI >80
IP20



Beam Angle(50%Imax):C0/180Left:57.9 Right:26.6
:C90/270Left:41.7 Right:41.4

SIDE LED 4100lm

4000K
34W
50000H
UGR <19
CRI >80
IP20




AVERAGE BEAM ANGLE (50%) : 84.1 DEG

CODICE	DESCRIZIONE
LIT0028920088	PLS 34W 3700lm 3000K UGR<19

CODICE	DESCRIZIONE
LIT0028920038	PLS 34W 4100lm 4000K UGR<19

PANNELLO



BACK LED UGR<22 600x600 NON DIMMERABILE

Pannello con corpo in lamiera di acciaio e cornice in alluminio con schermo in PMMA. Prodotto non dimmerabile con garanzia di 5 anni. La sua emissione luminosa diffusa e un'alta luminosità lo rendono un dispositivo ideale per le applicazioni di illuminazione generale e funzionale.

Applicazioni: Aree comuni e corridoi.

BACK LED 3600lm



CODICE

DESCRIZIONE

LIT0028920075

PLB 40W 3600lm 3000K UGR<22

BACK LED 4000lm

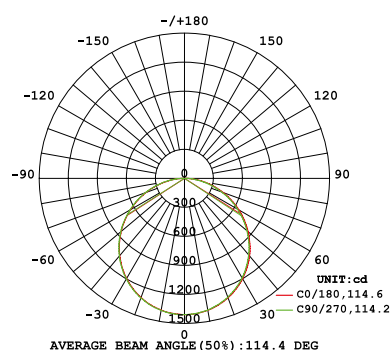
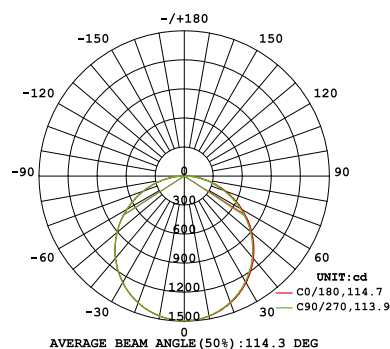
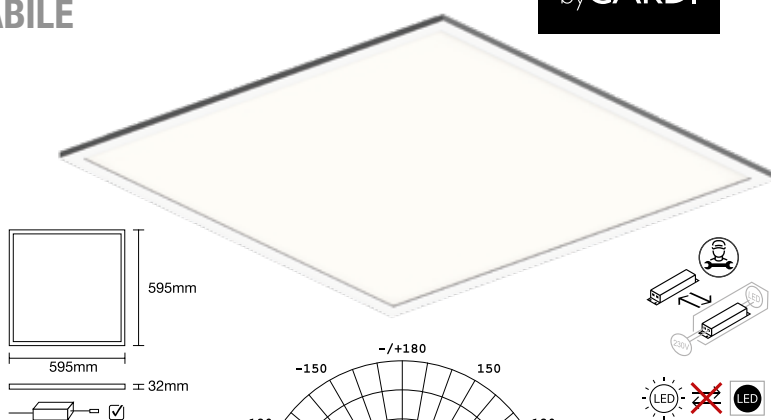



CODICE

DESCRIZIONE

LIT0028920076

PLB 40W 4000lm 4000K UGR<22





LINEA






REGLETTE LED 3000K ON/OFF

Reglette con corpo in policarbonato V2 autoestinguente, stampato ad estrusione, interruttore bianco sull'alloggiamento. Prodotto non dimmerabile con garanzia di 5 anni. Emissione luminosa uniforme e driver integrato. Apparecchio collegabile in fila continua.

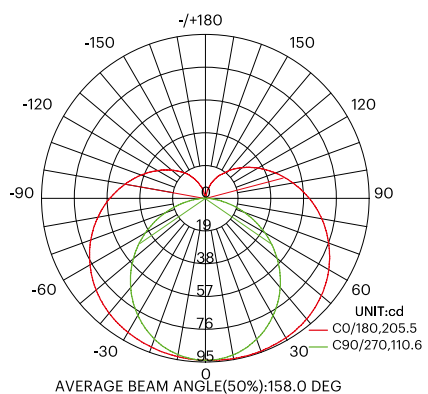
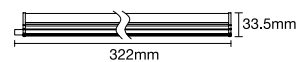
Applicazioni: sottopensile, aree commerciali




REGLETTE LED 300mm 500lm

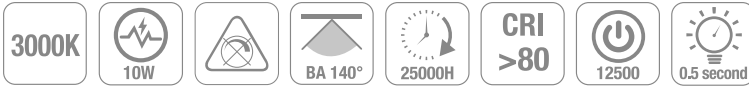
3000K				CRI >80		
--------------	---	---	---	-------------------	---	---

CODICE	DESCRIZIONE
LIT0028920078	REGLETTE LED 300mm 5W 500lm 3000K

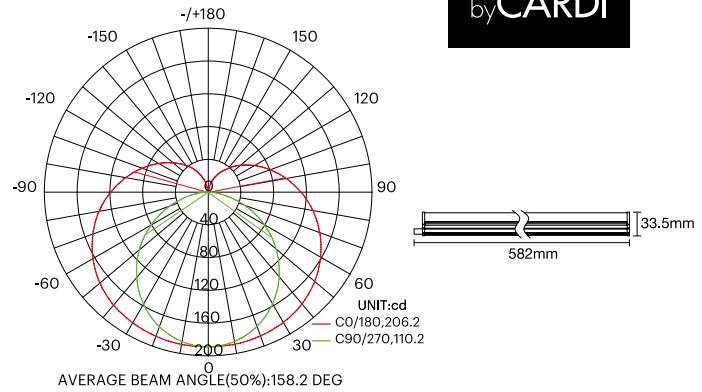




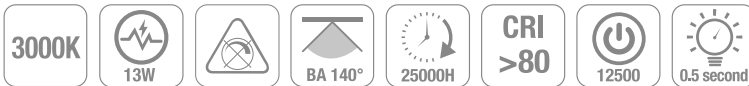
REGLETTE LED 600mm 1000lm



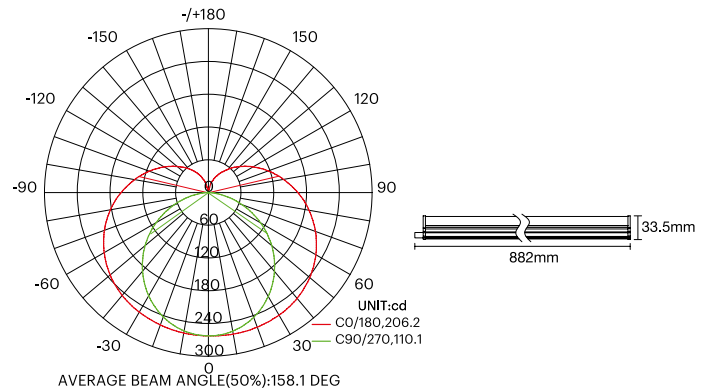
CODICE	DESCRIZIONE
LIT0028920080	REGLETTE LED 600mm 10W 1000lm 3000K



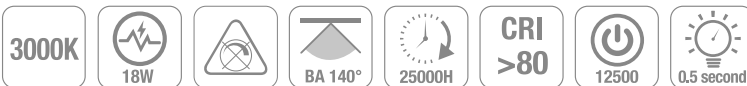
REGLETTE LED 900mm 1300lm



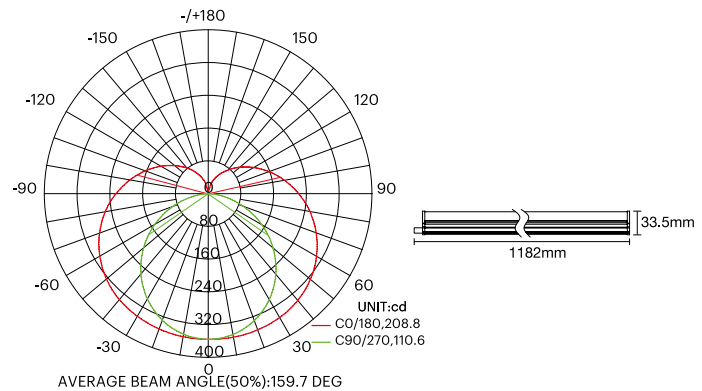
CODICE	DESCRIZIONE
LIT0028920082	REGLETTE LED 900mm 13W 1300lm 3000K



REGLETTE LED 1200mm 1800lm



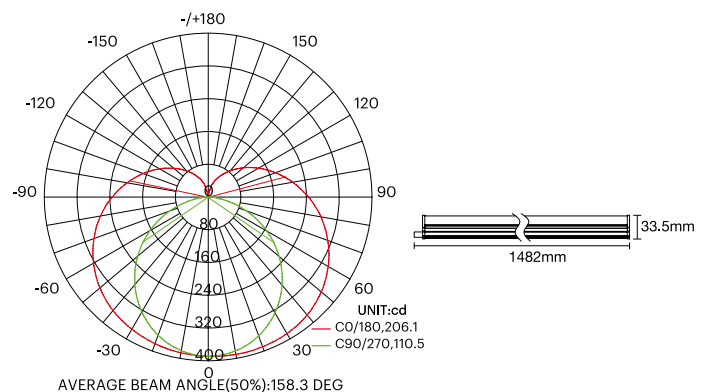
CODICE	DESCRIZIONE
LIT0028920084	REGLETTE LED 1200mm 18W 1800lm 3000K




REGLETTE LED 1500mm 2000lm



CODICE	DESCRIZIONE
LIT0028920086	REGLETTE LED 1500mm 20W 2000lm 3000K





LINEA

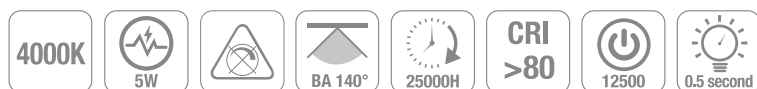
REGLETTE LED 4000K ON/OFF

Reglette con corpo in policarbonato V2 autoestinguente, stampato ad estrusione, interruttore bianco sull'alloggiamento. Prodotto non dimmerabile con garanzia di 5 anni. Emissione luminosa uniforme e driver integrato. Apparecchio collegabile in fila continua.

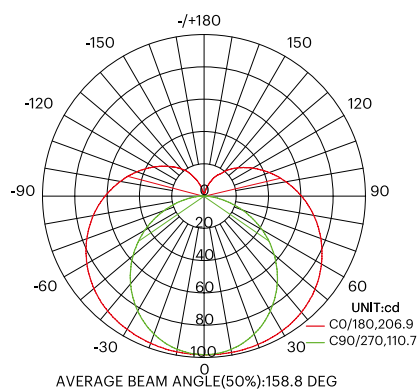
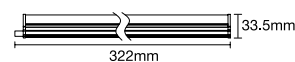
Applicazioni: sottopensile, aree commerciali



REGLETTE LED 300mm 525lm

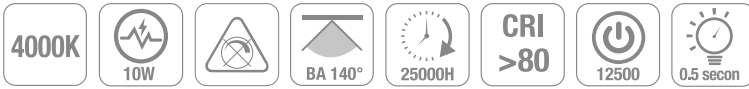


CODICE	DESCRIZIONE
LIT0028920077	REGLETTE LED 300mm 5W 525lm 4000K

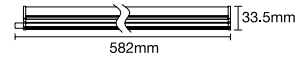
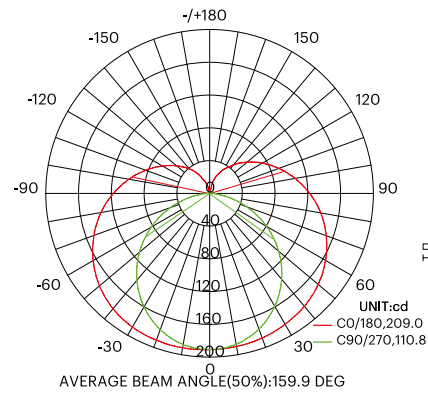




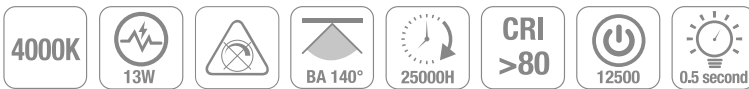
REGLETTE LED 600mm 1050lm



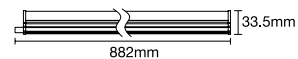
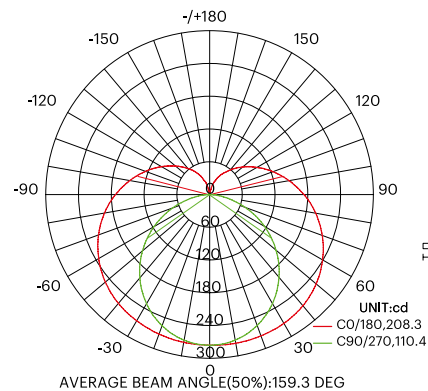
CODICE	DESCRIZIONE
LIT0028920079	REGLETTE LED 600mm 10W 1050lm 4000K



REGLETTE LED 900mm 1365lm



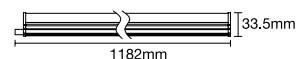
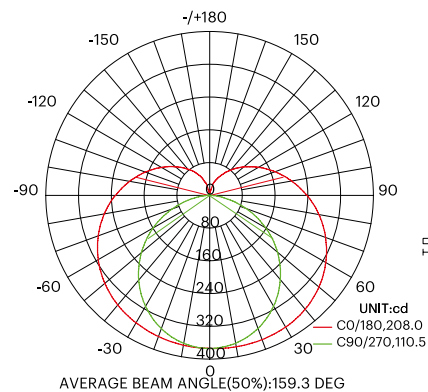
CODICE	DESCRIZIONE
LIT0028920081	REGLETTE LED 900mm 13W 1365lm 4000K



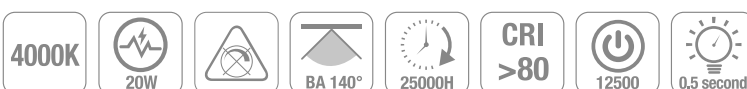
REGLETTE LED 1200mm 1890lm



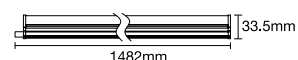
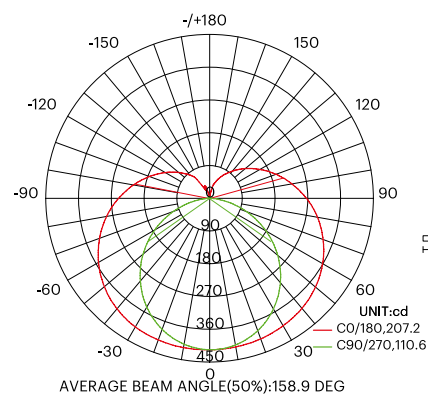
CODICE	DESCRIZIONE
LIT0028920083	REGLETTE LED 1200mm 18W 1890lm 4000K



REGLETTE LED 1500mm 2200lm



CODICE	DESCRIZIONE
LIT0028920085	REGLETTE LED 1500mm 20W 2200lm 4000K





STAGNA SLIM

B LED 4000K ON/OFF

Apparecchio stagno in policarbonato e fissaggio in acciaio inox; dotato di cablaggio passante e connessione rapida. Prodotto non dimmerabile con 5 anni di garanzia.

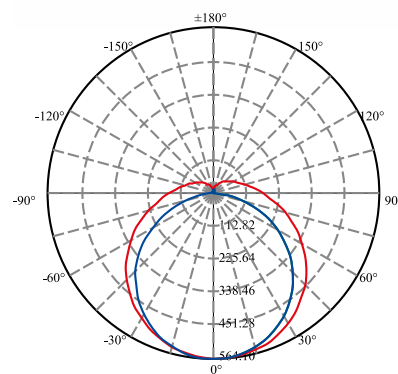
Applicazione del prodotto:

parcheggi sotterranei, garage, magazzini, officine, industrie



B LED 600mm 2260lm

4000K	 18W	 50000H	 IP65	 IK08	 CRI >80
-------	---	--	--	--	---



Beam Angle(50%Imax):C0/180Left:66.4 Right:70.2
:C90/270Left:55.7 Right:56.9

CODICE

DESCRIZIONE

LIT0028920035

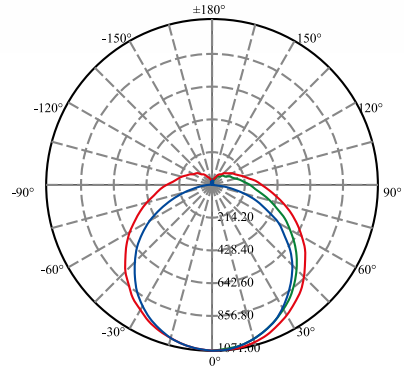
B LED 18W 600mm 2260lm 4000K IP65



B LED 1200mm 4200lm

4000K
34W
50000H
IP65
IK08
CRI >80

CODICE	DESCRIZIONE
LIT0028920036	B LED 34W 1200mm 4200lm 4000K IP65

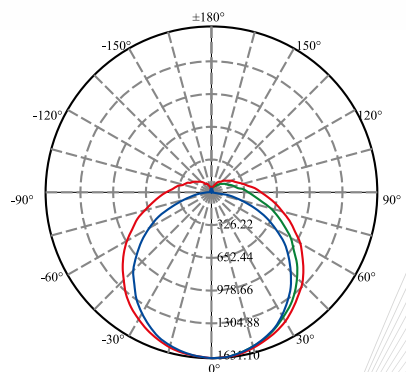



Beam Angle(50%Imax):C0/180Left:71.4 Right:65.8
:C90/270Left:55.8 Right:57.5



B LED 1500mm 6300lm

4000K
52W
50000H
IP65
IK08
CRI >80

CODICE	DESCRIZIONE
LIT0028920037	B LED 52W 1500mm 6300lm 4000K IP65



Beam Angle(50%Imax):C0/180Left:67.6 Right:70.0
:C90/270Left:55.8 Right:57.1



STAGNA

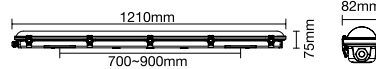


ST LED 4000K ON/OFF

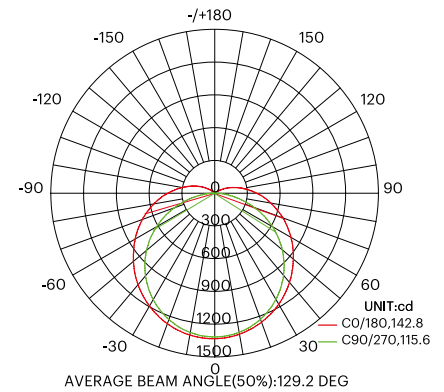
Apparecchio stagno con diffusore in policarbonato autoestinguente V2 fotoinciso internamente e fissaggio in acciaio inox . Guida più lunga per una facile installazione. Connessioni in ciascuna estremità dell'apparecchio. Prodotto non dimmerabile con 5 anni di garanzia. Emissione luminosa uniforme e alta efficienza luminosa.

Applicazione del prodotto: parcheggi sotterranei, garage, magazzini, officine, industria

ST LED 4900lm

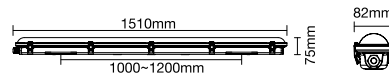


4000K	36W	50000H	IP65	IK08	CRI ≥80
-------	-----	--------	------	------	---------

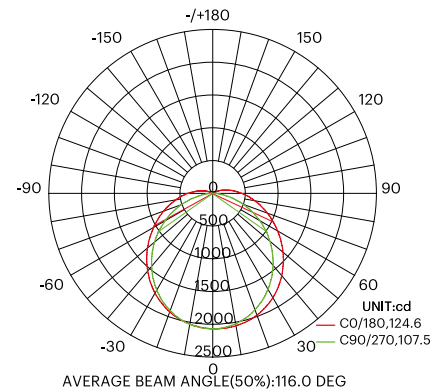


CODICE	DESCRIZIONE
LIT0028920073	ST LED 1200mm 36W 4900lm 4000K IP65

ST LED 7000lm



4000K	50W	50000H	IP65	IK08	CRI ≥80
-------	-----	--------	------	------	---------



CODICE	DESCRIZIONE
LIT0028920074	ST LED 1500mm 50W 7000lm 4000K IP65





RIFLETTORE INDUSTRIALE

LED HIGH BAY 4000K ON/OFF

Riflettore Industriale dal design sottile e compatto. Completo di gancio per una facile installazione. Emissione luminosa uniforme e alta efficienza luminosa. Prodotto non dimmerabile con 5 anni di garanzia.

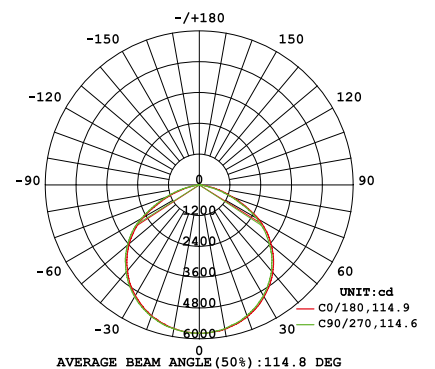
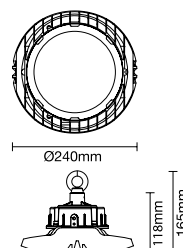
Applicazione: magazzini, supermercati e altre applicazioni di illuminazione commerciale con altezze elevate.




LED HIGH BAY 16000lm

4000K	 100W	 BA 110°	 50000H	CRI >80	
IP65	 0.5m	IK08			

CODICE	DESCRIZIONE
LIT0017160018	HIGH BAY IP65 100W 16000lm 4000K

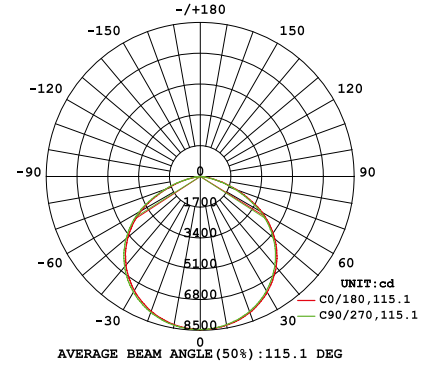
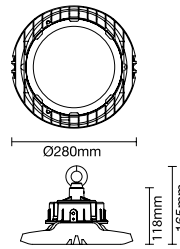




LED HIGH BAY 24000lm

4000K	150W	BA 110°	50000H	CRI >80	
IP65	0.5m	IK08			

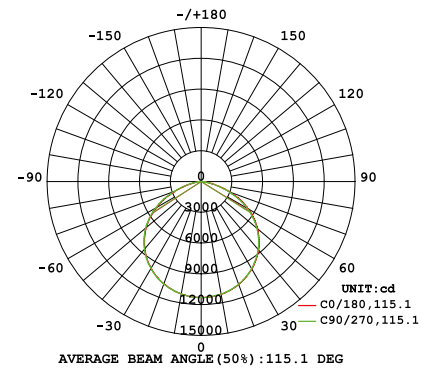
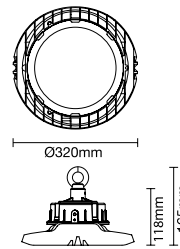
CODICE	DESCRIZIONE
LIT0017160019	HIGH BAY IP65 150W 24000lm 4000K



LED HIGH BAY 32000lm

4000K	200W	BA 110°	50000H	CRI >80	
IP65	0.5m	IK08			

CODICE	DESCRIZIONE
LIT0017160020	HIGH BAY IP65 200W 32000lm 4000K





FARETTO CCT 5 ANNI GARANZIA

FARETTO CCT (3000K/3500K/4000K)

Proiettore con distribuzione della luce simmetrica con struttura in alluminio e vetro temperato. Staffa di montaggio e cavo flessibile da 0,5 m . Resistenza agli urti IK07. La sua emissione luminosa uniforme e la flessibilità di scelta temperatura colore, tramite specifico selettore, lo rende idoneo per applicazioni di illuminazione generale e funzionale.

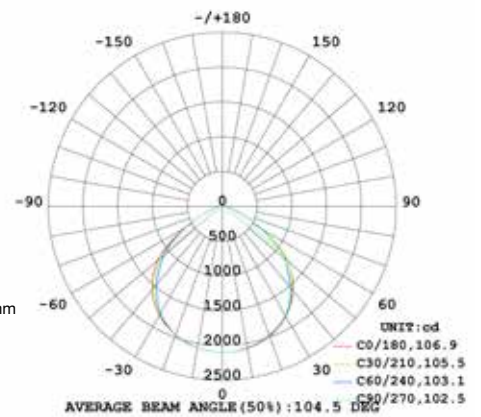
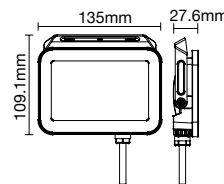
Applicazione: illuminazione per ambienti esterni. Aree commerciali e residenziali.



PROIETTORE LED 2300lm



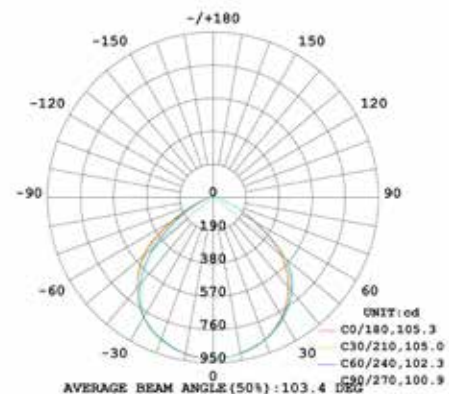
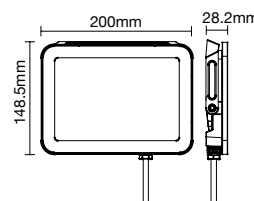
CODICE	DESCRIZIONE
LIT0017440144	Floodlight, 20W, 2300lm, 115lm/W, 3CCT, 50000H, On/- Off



PROIETTORE LED 5400LM



CODICE	DESCRIZIONE
LIT0017440145	Floodlight, 50W, 5400lm, 108lm/W, 3CCT, 50000H, On/- Off





TUBO E

TUBO E LED L600 900lm

TUBO E LED L1200 1850lm

TUBO E LED L1500 2200lm

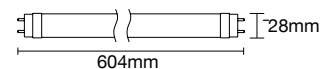
E LED L600 900lm

4000K	9W LED = Equiv. 18W			CRI >80		
-------	------------------------	---	---	------------	---	---

CODICE

DESCRIZIONE

LIT0019590093	T8 LED Tube 600mm 9W 900lm 4000K 25000H On/Off
---------------	---



E LED L1200 1850lm

4000K	18W LED = Equiv. 36W			CRI >80		
-------	-------------------------	---	---	------------	---	---

CODICE

DESCRIZIONE

LIT0019590094	T8 LED Tube 1200mm 18W 1850lm 4000K 25000H On/Off
---------------	--



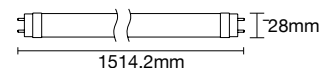
E LED L1500 2200lm

4000K	21.4W LED = Equiv. 58W			CR >80		
-------	---------------------------	---	---	-----------	---	---

CODICE

DESCRIZIONE

LIT0019590095	T8 LED Tube 1500mm 21.4W 2200lm 4000K 25000H On/Off
---------------	--



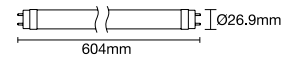


TUBO

TUBO LED G13 600mm 4000K
 TUBO LED G13 1200mm 4000K
 TUBO LED G13 1500mm 4000K

LED G13/1100lm

4000K	7.3W LED = Equiv. 18W			CRI >80		
-------	--------------------------	---	---	---------	---	---



CODICE

DESCRIZIONE

LIT0019590076

TUBO LED 600mm 7,3W 4000K

LED G13/2500lm

4000K	15.6W LED = Equiv. 36W			CRI >80		
-------	---------------------------	---	---	---------	---	---



CODICE

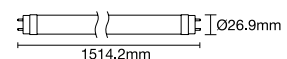
DESCRIZIONE

LIT0019590075

TUBO LED 1,2m 15,6W 4000K

LED G13/3700lm

4000K	23.1W LED = Equiv. 58W			CRI >80		
-------	---------------------------	---	---	---------	---	---



CODICE

DESCRIZIONE

LIT0019590074

TUBO LED 1,5m 23,1W 4000K



SPOT

Confezione da 5 pezzi di lampade LED GU10

LAMPADA LED GU10/621lm

3000K	6,6W LED Equ iv. 85W	BA 36°		25000H	CRI >80	12500	0,5 second
-------	-------------------------	--------	---	--------	---------	-------	------------

CODICE	DESCRIZIONE
LIT0019590089	REF GU10 LED 6,6W 621lm 3000K 36 CFZ 5PZ

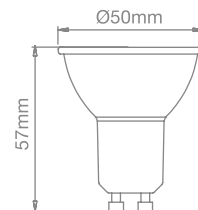
LAMPADA LED GU10/621lm

4000K	6,6W LED Equ iv. 85W	BA 36°		25000H	CRI >80	12500	0,5 second
-------	-------------------------	--------	---	--------	---------	-------	------------

CODICE	DESCRIZIONE
LIT0019590090	REF GU10 LED 6,6W 621lm 4000K 36 CFZ 5PZ




x5



SPOTV

Confezione da 5 pezzi di
lampade LED GU10



x5

LAMPADA LED GU10/535lm



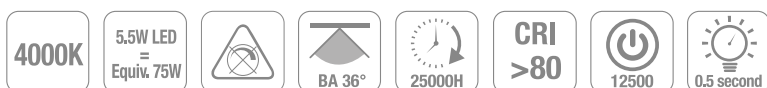
CODICE

DESCRIZIONE

LIT0019590091

REF GLS GU10 LED 5,5W 535lm
3000K 36 CFZ 5PZ

LAMPADA LED GU10/535lm

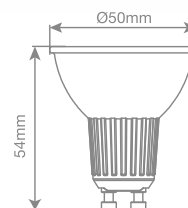



CODICE

DESCRIZIONE

LIT0019590092

REF GLS GU10 LED 5,5W 535lm
4000K 36 CFZ 5PZ





GOCCIA

Confezione da 5 pezzi di lampade LED E27

LAMPADA LED E27/806lm

3000K	8,5W LED Equiv. 60W		 15000H	CRI >80	 7500	 0,5 second
-------	------------------------	---	--	------------	--	--

CODICE

DESCRIZIONE

LIT0019590015

GOCCIA LED 8,5W E27 3000K CFZ 5PZ

LAMPADA LED E27/840lm

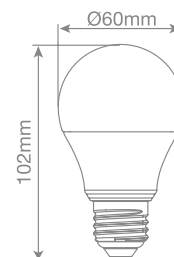
4000K	8,5W LED Equiv. 60W		 15000H	CRI >80	 7500	 0,5 second
-------	------------------------	---	--	------------	--	--

CODICE

DESCRIZIONE

LIT0019590016

GOCCIA LED 8,5W E27 4000K CFZ 5PZ



GOCCIA

Confezione da 5 pezzi di
lampade LED E27



x5

LAMPADA LED E27/1060lm



CODICE

DESCRIZIONE

LIT0019590070

GOCCIA LED 10,5W E27 3000K CFZ 5PZ

LAMPADA LED E27/1100lm

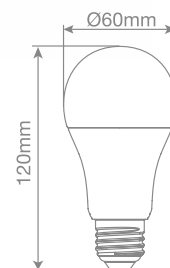


CODICE

DESCRIZIONE

LIT0019590071

GOCCIA LED 10,5W E27 4000K CFZ 5PZ





GOCCIA

Confezione da 5 pezzi di
lampade LED E27

LAMPADA LED E27/1521lm



CODICE

DESCRIZIONE

LIT0019590072

GOCCIA LED 13,5W E27 3000K CFZ 5PZ

LAMPADA LED E27/1560lm



CODICE

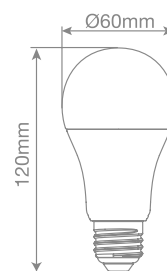
DESCRIZIONE

LIT0019590073

GOCCIA LED 13,5W E27 4000K CFZ 5PZ



x5



SFERA



Confezione da 5 pezzi di
lampade LED E27



LAMPADA LED E27/470lm



CODICE

DESCRIZIONE

LIT0019590081

SFERA LED E27 4,9W 470lm 3000K
CFZ 5PZ

LAMPADA LED E27/500lm



CODICE

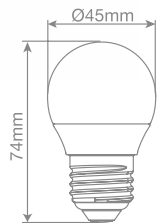
DESCRIZIONE


LIT0019590082

SFERA LED E27 4,9W 500lm 4000K
CFZ 5PZ



x5





SFERA



Confezione da 5 pezzi di lampade LED E27

LAMPADA LED E27/806lm



CODICE

DESCRIZIONE

LIT0019590077

SFERA LED E27 7,2W 806lm 3000K CFZ 5PZ

LAMPADA LED E27/806lm



CODICE

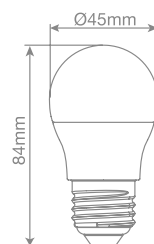
DESCRIZIONE

LIT0019590078

SFERA LED E27 7,2W 806lm 4000K CFZ 5PZ



x5



SFERA



Confezione da 5 pezzi di
lampade LED E14



LAMPADA LED E14/470lm



CODICE

DESCRIZIONE

LIT0019590083

SFERA LED E14 4,9W 470lm 3000K
CFZ 5PZ

LAMPADA LED E14/500lm



CODICE

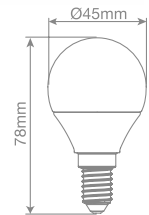
DESCRIZIONE

LIT0019590084

SFERA LED E14 4,9W 500lm 4000K
CFZ 5PZ



x5





SFERA



Confezione da 5 pezzi di lampade LED E14

LAMPADA LED E14/806lm

3000K	7.2W LED Equiv. 60W			CRI >80		
-------	------------------------	--	--	---------	--	--

CODICE

DESCRIZIONE

LIT0019590079

SFERA LED E14 7,2W 806lm 3000K
CFZ 5PZ

LAMPADA LED E14/806lm

4000K	7.2W LED Equiv. 60W			CRI >80		
-------	------------------------	--	--	---------	--	--

CODICE

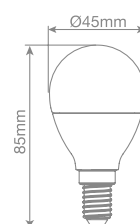
DESCRIZIONE

LIT0019590080

SFERA LED E14 7,2W 806lm 4000K
CFZ 5PZ




x5



OLIVA



Confezione da 5 pezzi di
lampade LED E14



LAMPADA LED E14/470lm



CODICE

DESCRIZIONE

LIT0019590085

OLIVA LED 4,9W 470lm 3000K CFZ 5PZ

LAMPADA LED E14/500lm



CODICE

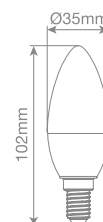
DESCRIZIONE

LIT0019590086

OLIVA LED 4,9W 500lm 4000K CFZ 5PZ



x5





OLIVA



Confezione da 5 pezzi di lampade LED E14

LAMPADA LED E14/806lm

3000K	7.2W LED = Equiv. 60W			CRI >80		
-------	-----------------------	--	--	---------	--	--

CODICE

DESCRIZIONE

LIT0019590087

OLIVA LED 7,2W 806lm 3000K CFZ 5PZ

LAMPADA LED E14/840lm

4000K	7.2W LED = Equiv. 62W			CRI >80		
-------	-----------------------	--	--	---------	--	--

CODICE

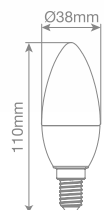
DESCRIZIONE

LIT0019590088


OLIVA LED 7,2W 840lm 4000K CFZ 5PZ



x5








LT
byCARDI





Distribuito da:
Elettroveneta Spa
Via della Navigazione Interna n. 48
35129 Padova
Tel +39 049.9814611
elettroveneta.it

